

# SESSION 1

# EXPRESS YOURSELF!



## Drawing Cartoons and Comics!

With Mr. Appel

## EXPLORATIONS

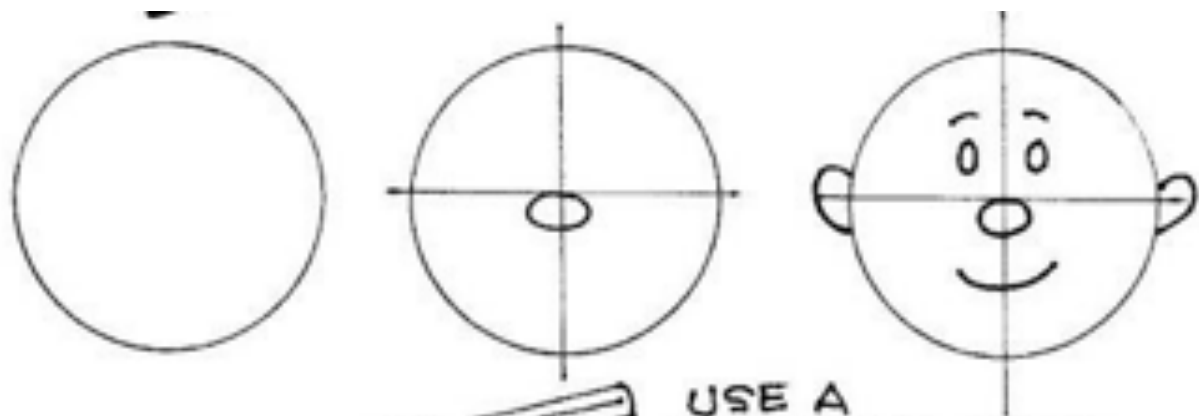
My Name: \_\_\_\_\_

CARTOONING FOR BEGINNERS

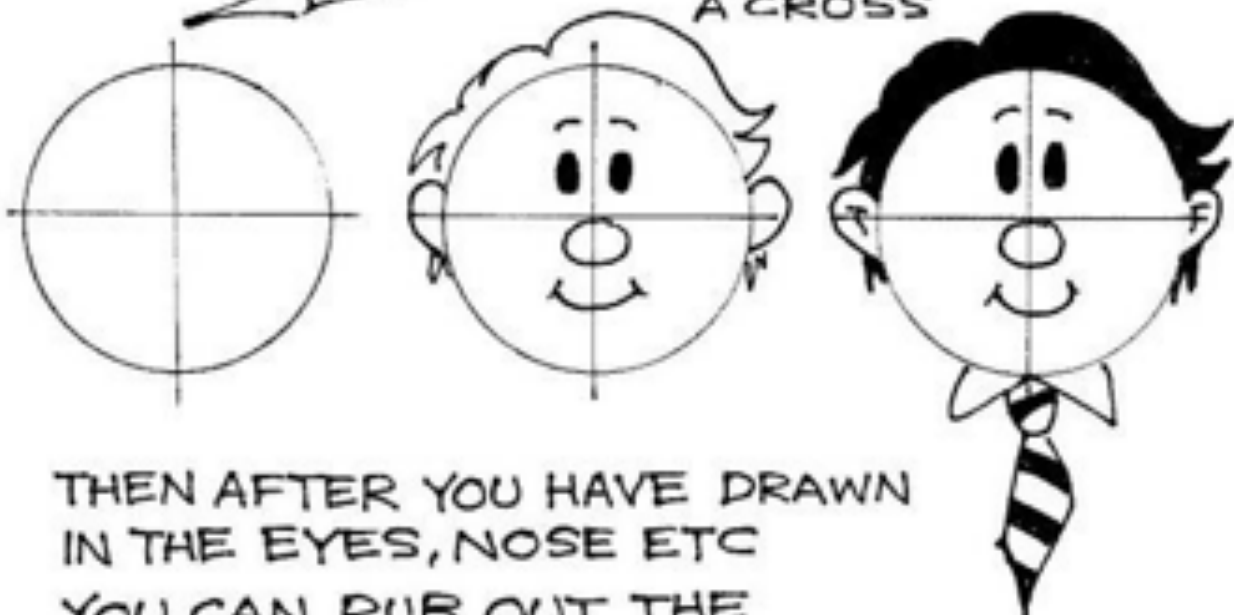
CARTOONS COPYRIGHT 1992 © BY PETER MADDOCKS

ISBN 1-85479-161-3

BUY THE FULL BOOK ON AMAZON OR CHAPTERS! IT'S EXCELLENT!!!









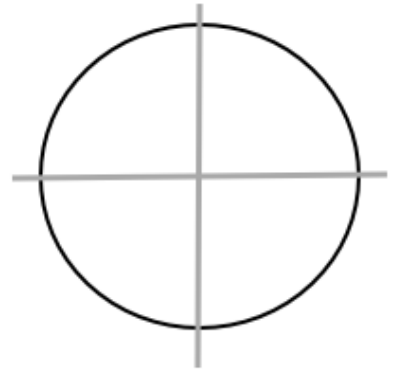
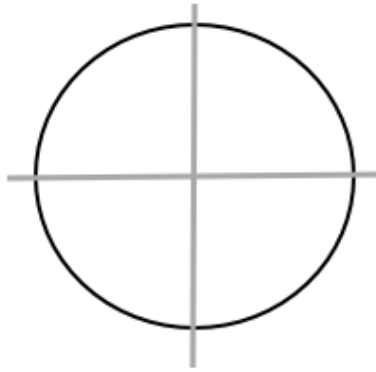
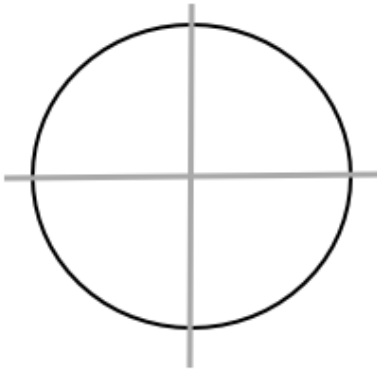
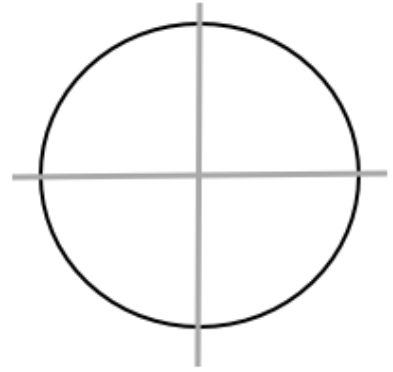
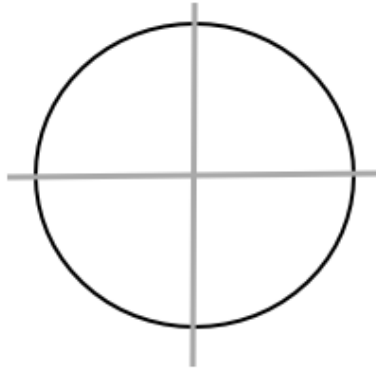
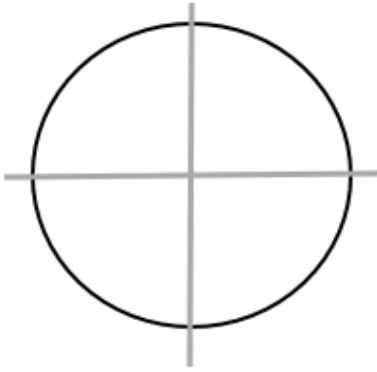
USE A PENCIL TO MAKE A CROSS




THEN AFTER YOU HAVE DRAWN IN THE EYES, NOSE ETC YOU CAN RUB OUT THE PENCIL CROSS WITH YOUR ERASER

TRY OUT DIFFERENT EYES USING BLACK DOTS OR JUST CIRCLES






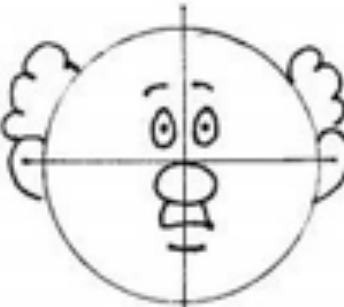

NOW HAVE A GO AT DRAWING DIFFERENT  
HAIRLINES—DRAW LOTS OF CIRCLES...



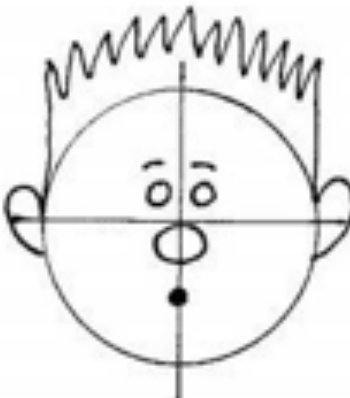
LEAVE SOME  
OPEN...





BLACK  
SOME IN...



TRY BALD  
HEADS...



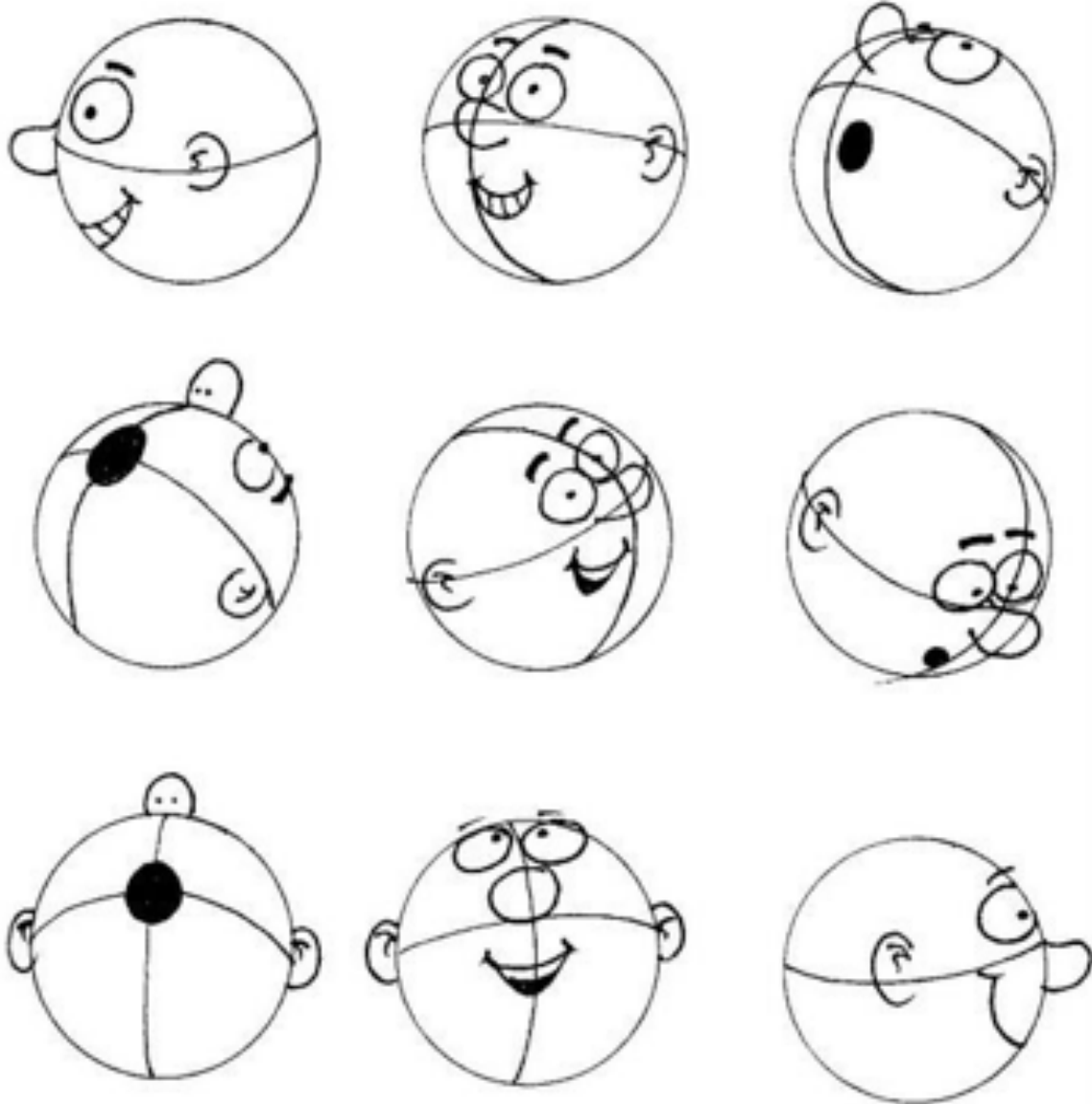
SPIKEY HAIR...




OR SAILOR'S HAT

IT'S GREAT FUN—HAVE A GO...

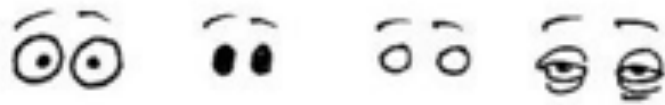
TO MOVE THE HEAD AROUND TRY TO  
IMAGINE YOU ARE DRAWING A FOOTBALL



PENCIL IN THE CURVES AND DRAW  
YOUR FACES—THIS EXERCISE IS A  
LITTLE DIFFICULT, BUT PRACTICE WILL  
MAKE PERFECT—RUB OUT THE PENCIL  
LINES LATER...



KEEP THE FEATURES SIMPLE—



EYES



NOSES



MOUTH



EARS



HAIRLINE  
MALE




HAIRLINE  
FEMALE





AFTER A WHILE YOU WILL STOP DRAWING CIRCLES FOR A FACE AND DRAW IT FREEHAND... AS YOU GET USED TO IT —



YOU WILL THEN DRAW YOUR CHARACTER QUITE NATURALLY...





LOOK IN THE MIRROR AND PULL FACES —  
THEN JOT THEM DOWN ON PAPER *Yuk!*

FACES — OR I SHOULD SAY — PULLING FACES...



SMILE



FEAR



ANGER




YAWN



Grrrrrrr



— RASPBERRY



SMIRK



SHOUT



BLOW.

NNNN



